




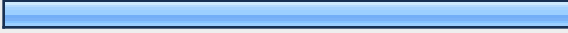


# Deschutes Greenprint Community Survey

1. Please tell us how you feel about the following:						
	Strongly positive	Somewhat positive	Somewhat negative	Strongly negative	Rating Average	Response Count
Your personal financial situation	14.7% (37)	<b>57.8% (145)</b>	23.5% (59)	4.0% (10)	2.17	251
The condition of natural areas in Deschutes County	31.1% (78)	<b>53.4% (134)</b>	13.5% (34)	2.0% (5)	1.86	251
The condition of water quality in Deschutes County	38.9% (98)	<b>46.8% (118)</b>	11.9% (30)	2.4% (6)	1.78	252
The local economy	1.6% (4)	28.2% (70)	<b>50.4% (125)</b>	19.8% (49)	2.88	248
Growth throughout Deschutes County	3.6% (9)	36.4% (91)	<b>48.4% (121)</b>	11.6% (29)	2.68	250
	<b><i>answered question</i></b>					<b>252</b>
	<b><i>skipped question</i></b>					<b>7</b>




**2. Please tell us which statement comes closest to your own views, even if none of the statements match your views exactly:**

		<b>Response Percent</b>	<b>Response Count</b>
<b>We can protect natural areas and have a strong economy with good jobs for Deschutes County residents at the same time, without having to choose one over the other.</b>		<b>77.4%</b>	<b>195</b>
If protections for natural areas and having a strong economy are in conflict, it's more important to have a strong economy.		2.8%	7
If protections for natural areas and having a strong economy are in conflict, it's more important to protect natural areas.		19.8%	50
	<b><i>answered question</i></b>		<b>252</b>
	<b><i>skipped question</i></b>		<b>7</b>



**3. Please tell us which statement comes closest to your own views, even if none of the statements match your views exactly:**

		Response Percent	Response Count
<p><b>We can improve outdoor recreation and have a strong economy with good jobs for Deschutes County residents at the same time, without having to choose one over the other.</b></p> 		87.3%	219
<p>If improvements for outdoor recreation and having a strong economy are in conflict, it's more important to have a strong economy.</p> 		4.4%	11
<p>If improvements for outdoor recreation and having a strong economy are in conflict, it's more important to improve outdoor recreation.</p> 		8.4%	21
		<i>answered question</i>	251
		<i>skipped question</i>	8




**4. Please tell us which statement comes closest to your own views, even if none of the statements match your views exactly:**

		Response Percent	Response Count
<b>We can protect water and have a strong economy with good jobs for Deschutes County residents at the same time, without having to choose one over the other.</b>		56.6%	142
If protections for water and having a strong economy are in conflict, it's more important to have a strong economy.		2.4%	6
If protections for water and having a strong economy are in conflict, it's more important to protect water.		41.0%	103
	<i>answered question</i>		<b>251</b>
	<i>skipped question</i>		<b>8</b>

**5. If you had to choose between protecting significant natural features throughout the County regardless of how close they are to your home (like the Deschutes River or Smith Rock) or protecting and creating natural areas, parks, and trails that you can walk or bike to, which would you choose:**

		Response Percent	Response Count
<b>Prefer to protect significant areas throughout the County</b>		79.8%	201
Prefer to protect significant areas within walking or biking distance from your home.		20.2%	51
	<i>answered question</i>		<b>252</b>
	<i>skipped question</i>		<b>7</b>

**6. Regardless of how you answered the previous question, if you had to choose between protecting natural areas, creating new parks or creating new trails, which would you choose?**

		Response Percent	Response Count
Protecting natural areas		69.2%	173
Creation of parks		6.8%	17
Creation of trails		24.0%	60
<i>answered question</i>			<b>250</b>
<i>skipped question</i>			<b>9</b>

**7. When it comes to protecting WATER QUALITY and QUANTITY, please rank how important each of these are to you:**





	Most important	Somewhat important	Somewhat unimportant	Least important	Rating Average	Response Count
Better protection of the natural vegetation (i.e., forests, shrubs, grasslands) along the Deschutes River.	<b>58.4% (143)</b>	37.6% (92)	3.7% (9)	0.4% (1)	1.46	245
Better protection of the natural vegetation (i.e., forests, shrubs, grasslands) along tributaries of the Deschutes River and other creeks in the County.	<b>58.8% (144)</b>	35.9% (88)	5.3% (13)	0.0% (0)	1.47	245
Better protection of the natural vegetation (i.e., forests, shrubs, grasslands) in the upland portions of the County.	42.4% (103)	<b>48.6% (118)</b>	7.8% (19)	1.2% (3)	1.68	243
Preventing soil erosion in steep areas (including streambanks).	<b>57.0% (139)</b>	37.3% (91)	5.3% (13)	0.4% (1)	1.49	244
Better protection of 100-year floodplains to allow for natural flooding to occur.	34.7% (84)	<b>47.9% (116)</b>	16.5% (40)	0.8% (2)	1.83	242
Other (please specify)						40
<i>answered question</i>						<b>246</b>
<i>skipped question</i>						<b>13</b>

<b>8. When it comes to protecting WILDLIFE HABITAT, please rank how important each of these are to you:</b>						
	<b>Most important</b>	<b>Somewhat important</b>	<b>Somewhat unimportant</b>	<b>Least important</b>	<b>Rating Average</b>	<b>Response Count</b>
Identifying large natural areas that need to be protected	<b>62.4% (151)</b>	29.8% (72)	5.4% (13)	2.5% (6)	1.48	242
Protecting forests	<b>60.7% (145)</b>	36.8% (88)	0.8% (2)	1.7% (4)	1.44	239
Protecting threatened and endangered species	<b>62.8% (150)</b>	28.5% (68)	7.9% (19)	0.8% (2)	1.47	239
Protecting high desert/shrub steppe habitat	39.3% (94)	<b>51.5% (123)</b>	7.1% (17)	2.1% (5)	1.72	239
Creating buffers to protect conservation areas from development	<b>72.5% (174)</b>	21.7% (52)	5.0% (12)	0.8% (2)	1.34	240
Protecting winter range/migration corridors/nesting and spawning areas	<b>69.3% (167)</b>	27.4% (66)	2.9% (7)	0.4% (1)	1.34	241
Protecting the natural banks of our river and creeks	<b>63.9% (152)</b>	34.0% (81)	2.1% (5)	0.0% (0)	1.38	238
Protecting wetlands	<b>62.8% (150)</b>	34.7% (83)	2.1% (5)	0.4% (1)	1.40	239
Protecting geologic features (i.e., lava caves, rock outcroppings, river canyons, buttes)	43.7% (104)	<b>44.1% (105)</b>	9.7% (23)	2.5% (6)	1.71	238
				Other (please specify)		27
				<b><i>answered question</i></b>		<b>249</b>
				<b><i>skipped question</i></b>		<b>10</b>

**9. When it comes to providing PUBLIC ACCESS and RECREATION, please rank how important each of these are to you:**

	<b>Most important</b>	<b>Somewhat important</b>	<b>Somewhat unimportant</b>	<b>Least important</b>	<b>Rating Average</b>	<b>Response Count</b>
Protecting undeveloped areas along the Deschutes River and its tributaries	<b>69.6% (172)</b>	25.5% (63)	4.0% (10)	0.8% (2)	1.36	247
Preserving natural areas near and/or within urban centers	<b>56.7% (139)</b>	38.4% (94)	4.1% (10)	0.8% (2)	1.49	245
Creating more trails and trail connections	39.4% (97)	<b>41.5% (102)</b>	13.4% (33)	5.7% (14)	1.85	246
Making sure that everyone in Deschutes County has equal access to parks	30.6% (75)	<b>41.2% (101)</b>	20.0% (49)	8.2% (20)	2.06	245
Improving access to rivers, lakes, creeks and streams	25.2% (61)	<b>45.9% (111)</b>	21.9% (53)	7.0% (17)	2.11	242
				Other (please specify)		33
				<b><i>answered question</i></b>		<b>251</b>
				<b><i>skipped question</i></b>		<b>8</b>

10. When it comes to protecting FARM AND RANCH LAND, please rank how important each of these are to you:						
	Most important	Somewhat important	Somewhat unimportant	Least important	Rating Average	Response Count
Protecting all existing farm and ranch land	14.8% (35)	<b>46.0% (109)</b>	27.8% (66)	11.4% (27)	2.36	237
Protecting our best and most productive farmlands	<b>47.3% (114)</b>	44.4% (107)	5.0% (12)	3.3% (8)	1.64	241
Protecting our best and most productive ranchlands	36.6% (87)	<b>47.1% (112)</b>	9.7% (23)	6.7% (16)	1.87	238
Protecting farmland along rivers, lakes, and streams	25.9% (62)	<b>42.3% (101)</b>	20.9% (50)	10.9% (26)	2.17	239
Protecting ranchland along rivers, lakes, and streams	26.5% (63)	<b>36.6% (87)</b>	22.7% (54)	14.3% (34)	2.25	238
				Other (please specify)		31
				<b>answered question</b>		<b>247</b>
				<b>skipped question</b>		<b>12</b>

11. Why do you consider farm and ranch lands to be important?			
		Response Percent	Response Count
Cultural values		11.3%	28
Scenic values		6.1%	15
<b>Agricultural production values</b>		<b>55.9%</b>	<b>138</b>
Wildlife/ecological values		26.7%	66
		<b>answered question</b>	<b>247</b>
		<b>skipped question</b>	<b>12</b>



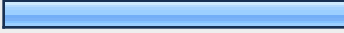







12. When it comes to protecting CULTURAL and HISTORICAL RESOURCES, please rank how important each of these are to you:						
	Most important	Somewhat important	Somewhat unimportant	Least important	Rating Average	Response Count
Protecting places of historical significance in Deschutes County	38.9% (96)	<b>53.0% (131)</b>	6.5% (16)	1.6% (4)	1.71	247
Preserving identified archaeological sites	<b>55.4% (138)</b>	37.8% (94)	6.4% (16)	0.4% (1)	1.52	249
Other (please specify)						12
<b>answered question</b>						<b>250</b>
<b>skipped question</b>						<b>9</b>







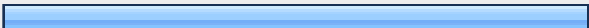

13. Of those 5 topic areas, please rank how important each one of these are to you:						
	Most important	Somewhat important	Somewhat unimportant	Least important	Rating Average	Response Count
Protecting water quality and quantity	<b>86.6% (213)</b>	12.6% (31)	0.8% (2)	0.0% (0)	1.14	246
Protecting wildlife habitat	<b>81.2% (199)</b>	16.3% (40)	2.4% (6)	0.0% (0)	1.21	245
Providing public access and recreation	38.5% (94)	<b>43.9% (107)</b>	14.8% (36)	2.9% (7)	1.82	244
Protecting farmland	24.4% (58)	<b>53.4% (127)</b>	16.4% (39)	5.9% (14)	2.04	238
Protecting ranchland	16.3% (39)	<b>52.7% (126)</b>	20.5% (49)	10.5% (25)	2.25	239
Preserving cultural and historical resources	27.0% (65)	<b>57.3% (138)</b>	13.7% (33)	2.1% (5)	1.91	241
Other (please specify)						20
<b>answered question</b>						<b>251</b>
<b>skipped question</b>						<b>8</b>

14. What specific places would you like to see acquired for outdoor recreation?		
		Response Count
		127
<i>answered question</i>		127
<i>skipped question</i>		132






15. What specific places in Deschutes County would you like to see acquired for conservation value?		
		Response Count
		118
<i>answered question</i>		118
<i>skipped question</i>		141

16. Do you use any of the following online tools to communicate, learn, and/or share information?			
		Response Percent	Response Count
Email		93.9%	231
Newspaper		75.6%	186
Television		52.8%	130
Radio		58.1%	143
Twitter		5.7%	14
Facebook		39.0%	96
Myspace		0.8%	2
Blogging		12.6%	31
<i>answered question</i>			246
<i>skipped question</i>			13

**17. Which, if any, of the following categories describes you? Check all that apply:**

		Response Percent	Response Count
Chamber of Commerce member		19.9%	50
Member of enviromental group/organization		49.0%	123
Tourism industry		12.0%	30
Retired		19.5%	49
Student		1.6%	4
Service club member		16.3%	41
<b>Outdoor enthusiast</b>		<b>90.0%</b>	<b>226</b>
None of the above		6.0%	15
		<i>answered question</i>	<b>251</b>
		<i>skipped question</i>	<b>8</b>

**18. Please tell us a little bit about yourself! If you want more information on the Deschutes Greenprint, please include your email address. We will not sell or give your information to anybody and are asking only for demographic collection purposes. Thank you!**

		Response Percent	Response Count
Name:		90.1%	227
Company:		48.4%	122
City/Town:		98.0%	247
<b>ZIP/Postal Code:</b>		<b>100.0%</b>	<b>252</b>
Email Address:		65.9%	166
		<i>answered question</i>	<b>252</b>
		<i>skipped question</i>	<b>7</b>

19. In what year were you born?			
		Response Percent	Response Count
1991-1985 (18-24)		0.8%	2
1984-1980 (25-29)		4.0%	10
1979-1975 (30-34)		7.6%	19
1974-1970 (35-39)		13.3%	33
1969-1965 (40-44)		13.3%	33
1964-1960 (45-49)		10.4%	26
1959-1955 (50-54)		13.3%	33
<b>1954-1950 (55-59)</b>		<b>15.7%</b>	<b>39</b>
1949-1945 (60-64)		10.0%	25
1944-1935 (65-74)		10.4%	26
1934 or earlier (75+)		1.2%	3
		<i>answered question</i>	<b>249</b>
		<i>skipped question</i>	<b>10</b>

20. Do you live in:			
		Response Percent	Response Count
<b>Urban area/within city limits</b>		<b>76.0%</b>	<b>190</b>
Unincorporated area of the County		24.0%	60
		<i>answered question</i>	<b>250</b>
		<i>skipped question</i>	<b>9</b>