


FY14  
ANNUAL  
REPORT

---



OUR MISSION:

---

The Trust for Public Land  
creates parks and protects  
land for people, ensuring  
healthy, livable communities  
for generations to come.



## OFFICERS

---

PRESIDENT AND CHIEF EXECUTIVE OFFICER

William B. Rogers

SENIOR VICE PRESIDENT AND DIRECTOR OF CITY PARK DEVELOPMENT

Adrian Benepe

SENIOR VICE PRESIDENT AND CHIEF PHILANTHROPY OFFICER

Margie Kim Bermeo

SENIOR VICE PRESIDENT AND CHIEF OF STAFF

Tim Wohlgenant

SENIOR VICE PRESIDENT AND DIVISION DIRECTOR

Raymond Christman

SENIOR VICE PRESIDENT AND CHIEF MARKETING OFFICER

Sean Connolly

SENIOR VICE PRESIDENT AND DIRECTOR OF CONSERVATION STRATEGIES

Ernest Cook

SENIOR VICE PRESIDENT AND DIVISION DIRECTOR

Jeff Danter

SENIOR VICE PRESIDENT, GENERAL COUNSEL, AND SECRETARY

M. Holly Haugh

SENIOR VICE PRESIDENT AND DIVISION DIRECTOR

Deb Love

SENIOR VICE PRESIDENT, CHIEF FINANCIAL OFFICER, AND TREASURER

Cynthia Scherer

VICE PRESIDENT AND DIRECTOR OF FEDERAL AFFAIRS

Kathy DeCoster

VICE PRESIDENT AND DIRECTOR OF CONSERVATION TRANSACTIONS

Brenda Schick

VICE PRESIDENT AND DIRECTOR OF HUMAN RESOURCES

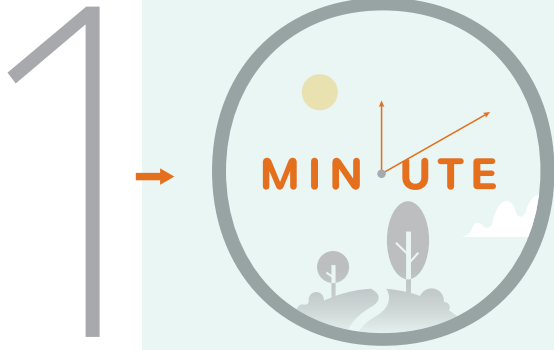
Barbara Smith

---

## BOARD OF DIRECTORS

Page Knudsen Cowles (Chair), Stephen W. Baird, Brian M. Beitner, George Bell, William J. Cronon, Douglas Durst, Whitney Hatch, Caroline P. Niemczyk, Michael E. Patterson, Thomas S. Reeve, Laura Richards, Roy Richards Jr., William B. Rogers, Lex Sant, Sheryl Tishman, F. Jerome Tone, Ana Valdez, Susan D. Whiting

NEARLY 10,000,000  
PEOPLE NOW LIVE WITHIN A



WALK OF A PARK,  
GARDEN, OR NATURAL AREA  
PROTECTED BY  
THE TRUST FOR PUBLIC LAND.

THIS YEAR,  
WE PROTECTED

75,916

ACRES  
OF LAND.



THAT'S THE EQUIVALENT OF  
156  
FOOTBALL FIELDS A DAY.

2014

REVIEW IN YEAR

WE COMPLETED

96  
PROJECTS.



(THAT'S ABOUT ONE EVERY FOUR DAYS.)

WE HELPED PASS

7  
state and local  
ballot measures.



PAY TO THE  
ORDER OF #ourland \$80,000,000  
⑆ 321161297⑆ 169900036⑆ 0371

GENERATING  
MORE THAN



\$

8

MILLION

IN PUBLIC FUNDS  
FOR LAND  
PROTECTION.

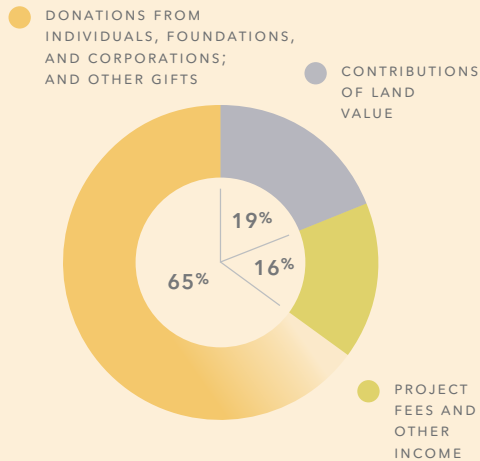
WE COMPLETED

16 GREENPRINTS.

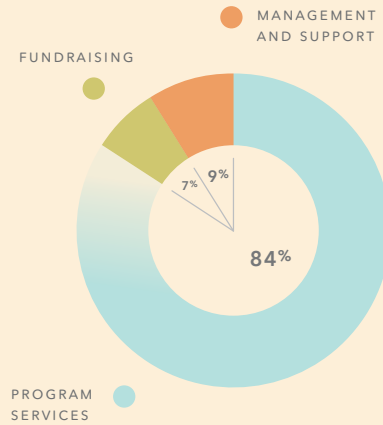


(That's strategic planning for large  
landscapes in order to provide a  
long-term vision for conservation.)

## SOURCES OF FUNDS



## USES OF FUNDS



# YEAR IN REVIEW

2014

## THANK YOU

TO THE  
**135,717**

MEMBERS, FRIENDS, AND VOLUNTEERS WHO DONATED OR TOOK ACTION TO SUPPORT THE TRUST FOR PUBLIC LAND IN 2014. WE COULDN'T DO THIS WORK WITHOUT YOU.

### THIS YEAR'S PROJECTS INCLUDED:



The first onshore addition to the California Coastal National Monument



Establishment of Valle de Oro, New Mexico's first urban wildlife refuge



Permanent protection of New York City's only Boy Scout Camp



Safeguarding the base of the iconic Tabernacle Dome in Zion National Park



Creation of eight new Fitness Zone® areas nationwide

## CONDENSED CONSOLIDATED STATEMENT OF FINANCIAL POSITION

Year ended March 31, 2014, with comparative information as of March 31, 2013 (dollars in thousands)

	<b>2014</b>	<b>2013</b>
<b>ASSETS</b>		
Cash and investments	99,568	87,715
Receivables and deposits	25,809	35,339
Land holdings	96,711	120,322
Charitable trust assets	63,069	58,909
Other assets	1,459	1,507
<b>TOTAL ASSETS</b>	<b>286,616</b>	<b>303,792</b>
<b>LIABILITIES AND NET ASSETS</b>		
Liabilities:		
Notes payable*	26,345	40,130
Liabilities to beneficiaries of charitable trusts	42,683	41,693
Other liabilities	21,264	29,166
<b>TOTAL LIABILITIES</b>	<b>90,292</b>	<b>110,989</b>
Net assets:		
Unrestricted	33,956	38,854
Temporarily restricted	149,184	140,802
Permanently restricted	13,184	13,147
<b>TOTAL NET ASSETS</b>	<b>196,324</b>	<b>192,803</b>
<b>TOTAL LIABILITIES AND NET ASSETS</b>	<b>286,616</b>	<b>303,792</b>

\*INCLUDING \$22,731 (FY14) AND \$30,675 (FY13) DUE WITHIN ONE YEAR.

## CONDENSED CONSOLIDATED STATEMENT OF ACTIVITIES AND CHANGES IN NET ASSETS

Year ended March 31, 2014, with comparative information as of March 31, 2013 (dollars in thousands)

	2014	2013
<b>REVENUES AND ADDITIONS TO NET ASSETS</b>		
Contributions of land and easements:		
Fair market value acquired	184,189	224,870
Less consideration paid	(156,194)	(210,297)
<b>Contributions of land and easement values received</b>	<b>27,995</b>	<b>14,573</b>
Contributions and grants—other:		
Restricted	44,434	53,912
Unrestricted	48,298	34,891
Future interests in charitable trusts	1,157	231
Change in value of interests in charitable trusts	2,057	807
<b>Total contributions and grants—other</b>	<b>95,946</b>	<b>89,841</b>
<b>Project fees, interest, and other income (losses)</b>	<b>23,244</b>	<b>28,825</b>
<b>TOTAL REVENUES AND ADDITIONS TO NET ASSETS</b>	<b>147,185</b>	<b>133,239</b>
<b>EXPENSES AND REDUCTIONS TO NET ASSETS</b>		
Program services:		
Contributions of land and easements to public agencies and nonprofits:		
Fair market value conveyed	209,292	213,330
Less consideration received	(135,293)	(161,678)
<b>Contributions of land and easement values made</b>	<b>73,999</b>	<b>51,652</b>
Open-space conservation programs	46,041	48,121
<b>TOTAL PROGRAM SERVICES</b>	<b>120,040</b>	<b>99,773</b>
Support services:		
Development	10,100	10,215
Management and support services	13,524	11,831
<b>TOTAL SUPPORT SERVICES</b>	<b>23,624</b>	<b>22,046</b>
<b>TOTAL EXPENSES AND REDUCTIONS TO NET ASSETS</b>	<b>143,664</b>	<b>121,819</b>
<b>NET INCREASE (DECREASE) IN NET ASSETS</b>	<b>3,521</b>	<b>11,420</b>

THE CONDENSED CONSOLIDATED FINANCIAL INFORMATION AS OF AND FOR THE YEARS ENDED MARCH 31, 2014 AND 2013 HAS BEEN DERIVED FROM THE TRUST FOR PUBLIC LAND'S 2014 CONSOLIDATED FINANCIAL STATEMENTS, AUDITED BY HOOD & STRONG, LLP. THE CONDENSED CONSOLIDATED FINANCIAL INFORMATION SHOULD BE READ IN CONJUNCTION WITH THE 2014 AUDITED CONSOLIDATED FINANCIAL STATEMENTS AND RELATED NOTES. TO OBTAIN COPIES OF THE TRUST FOR PUBLIC LAND'S COMPLETE 2014 AUDITED CONSOLIDATED FINANCIAL STATEMENTS, PLEASE CONTACT OUR NATIONAL OFFICE IN SAN FRANCISCO.